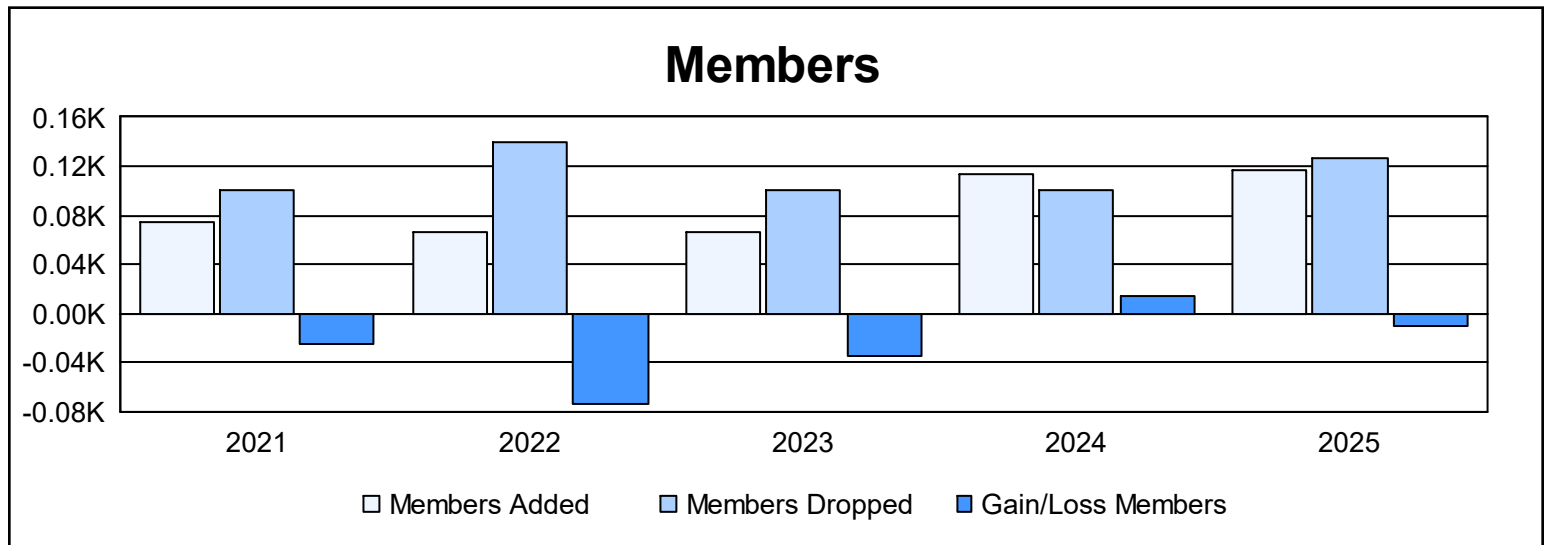
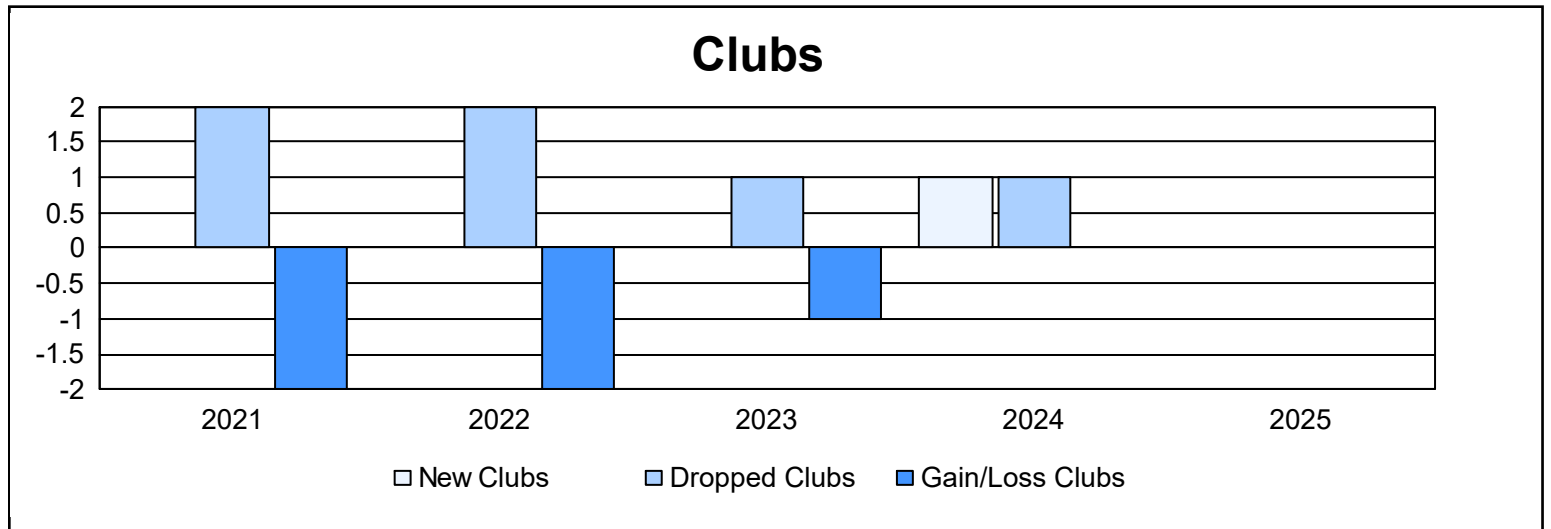
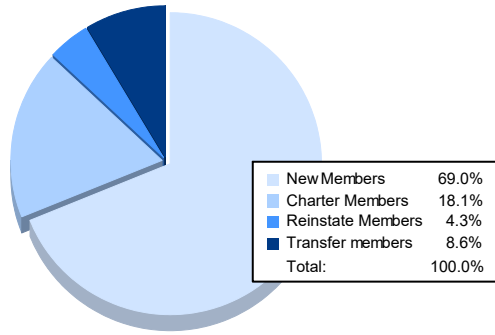


Year	New Clubs	Dropped Clubs	Gain/ Loss Clubs	New Members	Charter Members	Reinstate Members	Transfer Members	Total Member Added	Total Members Dropped	Gain/ Loss Members
2020-2021	0	2	-2	67	0	2	6	75	100	-25
2021-2022	0	2	-2	53	2	0	11	66	139	-73
2022-2023	0	1	-1	55	2	0	9	66	100	-34
2023-2024	1	1	0	81	23	4	6	114	100	14
2024-2025				80	21	5	10	116	127	-11
<b>Average</b>	<b>0</b>	<b>2</b>	<b>-1</b>	<b>67</b>	<b>10</b>	<b>2</b>	<b>8</b>	<b>87</b>	<b>113</b>	<b>-26</b>



### Membership Composition June 2025 Cumulative



### Gender Composition June 2025 Cumulative

